



## MEASUREMENTS

	1	2	4	6	8	10	years
To fit Chest:	52	55	60	65	70	75	cm
Finished Measurement:	60	63	68	73	78	83	cm
Length:	36	38	42	46	50	56	cm

## MATERIALS

Panda Zoomy (100g balls)

style a	3	3	4	5	5	6
style b	4	4	5	6	7	8

One pair of 7.50mm knitting needles or THE REQUIRED SIZE TO GIVE CORRECT TENSION; 1 stitch holder (style a only); wool needle for sewing seams.

## TENSION

This handknit has been designed at a tension of 12 sts and 17 rows to 10cm over stocking st, using 7.50mm needles.

## ABBREVIATIONS

alt = alternate; beg = begin/ning; cm = centimetres; cont = continue; dec = decrease, decreasing; foll = follows, following; garter st = every row knit; K = Knit; P = Purl; patt = pattern; rem = remain/ing; rep = repeat; st/s = stitch/es; stocking st = 1 row knit, 1 row purl; tog = together

**Casting on a 'Seam St'** - When casting on a 'seam st', do not increase by knitting into front and back of stitch. Cast on stitch, place on left hand needle, then work as first st of row as indicated.

## Vest

style a - with neckband

### BACK

Using 7.50mm needles, cast on 36 (38-40-44-46-50) sts.

Work 4 (4-6-6-6-6) rows garter st (1st row is wrong side).

#### Beg Side Split Patt:

**1st Row:** K4 (4-6-6-6-6), purl to last 4 (4-6-6-6-6) sts, knit to end.

**2nd Row:** Knit.

Rep last 2 rows 1 (2-2-2-2-2) time/s, then 1st row once.

**Next Row:** Cast on one st ('seam st'), knit to end.

**Next Row:** Cast on one st, purl to end ... 38 (40-42-46-48-52) sts.

Work in stocking st until work measures 23 (25-28-31-33-38) cm from beg, ending with a purl row.

#### Shape Armholes:

Cast off 2 (2-2-3-3-3) sts at beg of next 2 rows ...

34 (36-38-40-42-46) sts. \*\*

Dec one st at each end of next and foll alt rows until

28 (30-32-34-36-38) sts rem.

Work 15 (15-17-19-21-21) rows stocking st.

#### Shape Shoulders:

Cast off 4 (4-4-5-5-5) sts at beg of next 2 rows, then

4 (5-5-5-6-6) sts at beg of foll 2 rows.

Leave rem 12 (12-14-14-14-16) sts on a stitch holder for neckband.

## Vest



### with splits

### and round neck

style a - with neckband

style b - with hood



### FRONT

Work as given for Back to \*\*.

#### Divide for Neck:

**Next Row:** K2tog, K15 (16-17-18-19-21), turn.

Cont on these 16 (17-18-19-20-22) sts for left side of neck.

#### Beg Neck Split Patt:

**1st Row:** K4 (4-6-6-6-6), purl to end.

**2nd Row:** K2tog, knit to end ... 15 (16-17-18-19-21) sts.

Rep last 2 rows 1 (1-1-1-1-2) time/s ... 14 (15-16-17-18-19) sts.

Keeping garter st at neck edge correct, work 8 (8-8-10-12-12) rows patt (without further dec).

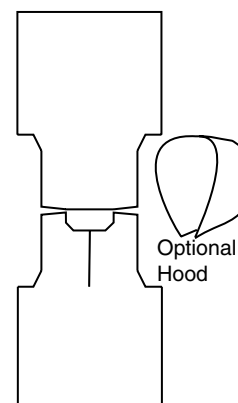
#### Shape Neck:

Keeping garter st at neck edge correct, patt next

2 (2-2-2-2-3) sts, slip these sts onto a safety pin or thread for neckband, patt to end ... 12 (13-14-15-16-16) sts.

Dec one st at neck edge of next 3 rows, then in foll alt row/s until 8 (9-9-10-11-11) sts rem.

Purl 1 row.



### Shape Shoulder:

Cast off **4** (4-4-5-5-5) sts at beg of next row.

Work 1 row.

Cast off rem **4** (5-5-5-6-6) sts.

With right side facing, join yarn to rem **17** (18-19-20-21-23) sts, knit to last 2 sts, K2tog.

Cont on these **16** (17-18-19-20-22) sts for right side of neck.

### Beg Neck Split Patt:

**1st Row:** Purl to last **4** (4-6-6-6-6) sts, knit to end.

**2nd Row:** Knit to last 2 sts, K2tog ... **15** (16-17-18-19-21) sts.

Rep last 2 rows **1** (1-1-1-1-2) time/s ... **14** (15-16-17-18-19) sts.

Keeping garter st at neck edge correct, work **7** (7-7-9-11-11) rows patt (without further dec).

### Shape Neck:

Keeping garter st at neck edge correct, patt next **2** (2-2-2-2-3) sts, slip these sts onto a safety pin or thread for neckband, patt to end ... **12** (13-14-15-16-16) sts.

Work 1 row.

Dec one st at neck edge of next 3 rows, then in foll alt row/s until **8** (9-9-10-11-11) sts rem.

Work 2 rows.

### Shape Shoulder:

Work as given for other shoulder shaping.

## ARMHOLE BANDS

**NOTE:** We recommend using 'Mattress St' and split yarn to sew up your handknit.

Join shoulder seams. With right side facing, using 7.50mm needles, knit up **17** (17-19-21-23-25) sts evenly from side edge to shoulder seam, then knit up **17** (17-19-21-23-25) sts evenly from shoulder seam to side edge ...

**34** (34-38-42-46-50) sts.

Work **4** (4-6-6-6-6) rows garter st.

Cast off.


## NECKBAND

With right side facing, using 7.50mm needles and beg at neck split, slip sts from safety pin onto needle, knit up **10** (10-11-11-12-12) sts evenly along right front neck shaping, knit across sts on back neck stitch holder – dec **1** (0-2-0-0-0) st/s evenly across, knit up **10** (10-11-11-12-12) sts evenly along left front neck shaping, then knit across sts from safety pin ... **35** (36-38-40-42-46) sts.

Work **4** (4-6-6-6-6) rows garter st.

Cast off loosely.

## TO MAKE UP

Join side seams from end of side split patt to armhole. 

### style b - with hood

## BACK

Work as given for Back of style a, noting to cast off rem sts, rather than slip onto a stitch holder.

## FRONT

Work as given for Front of style a, noting to cast off sts at neck, rather than slip onto safety pin or thread.

## ARMHOLE BANDS

Work as given for Armhole Bands of style a.

## HOOD

**NOTE:** In order to keep front edge of hood neat, we recommend joining yarn at back edge rather than front edge.

Using 7.50mm needles, cast on **22** (22-24-25-26-27) sts.

### Beg Hood Patt:

**1st Row:** Knit.

**2nd Row:** Purl to last **4** (4-6-6-6-6) sts, knit to end.

Last 2 rows form patt for Hood.

Work **38** (38-38-40-42-42) rows patt.

### Shape Hood:

Dec one st at end of next and foll alt rows until **17** (17-18-19-20-20) sts rem.


Work 1 row patt.

Inc one st at end of next and foll alt rows until there are **22** (22-24-25-26-27) sts.

Work **41** (41-41-43-45-45) rows patt.

Cast off.

## TO MAKE UP

Sew side seams from end of side split patt to armhole. Attach hood, matching front edges of hood to edges of front split. 



For Australian residents -

If you need help with your pattern, please phone

03 9380 3888 or Toll Free 1800 337 032 (9am to 5pm Mon - Fri E.S.T.).

Please Quote pattern No. Z270.

[www.pandayarns.biz](http://www.pandayarns.biz)



A DIVISION OF

AUSTRALIAN COUNTRY SPINNERS PTY. LTD.

314 - 320 ALBERT STREET, BRUNSWICK, VIC. 3056

TELEPHONE: (03) 9380 3888 A.B.N. 85 055 366 590